



Technical Data Sheet

Peter Kwasny GmbH, Heilbronner Str. 96
74831 Gundelsheim / Germany
Phone: +496269 95-0, Fax: +496269 95-80
www.spraymax.com / www.kwasny.com / info@kwasny.de

MULTONA
Touch-up stick
close to original colour
9 ml
Art. Nr. 501360



Product

Description / Purpose

The MULTONA 1-layer touch-up stick is ideal for the simple and quick removal of minor paint damage to car bodies, e.g. caused by stone chips and grit. The MULTONA touch-up pencil is also available as a two-coat clear lacquer. The clear varnish provides gloss and weather resistance after the repair.

Properties

- Easy processing
- Fine brush enables precise working
- Rapid drying and through-drying
- High solids content (balanced viscosity)
- High yield
- Scratch resistant
- Weather resistant
- Wide range of applications
(car, decoration, hobby, model making)

Material base

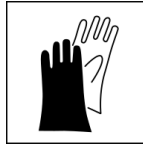
Nitro combination resins, Acrylic resin (clear varnish)

Substrate

Sheet metal, metal and plastic
(after using Auto-K Plastic Adhesion Promoter)

Processing

Protection measures

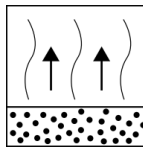


Wear personal protection equipment.
(gloves / goggles)
For more information, see safety data sheet.

Shake

Shake the touch-up stick thoroughly for 2 minutes
- counting from the audible stop of the mixing balls.

Flash-off time



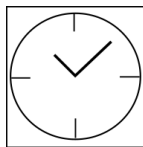
Flash time: approx. 2 - 3 min between the respective
working steps

Processing conditions



Optimum application at 18° C - 25° C.
The substrate must be dry and free of dust and
grease.

Drying



dust dry: 10 - 15 min
dry to touch: after 30 - 45 min.
fully dried: after 24 hours

Continue

Paintwork metal:

1. If necessary, remove adhering rust with the rust scraper.
2. Shake the touch-up stick well before use.
3. Auto-K special primer (optional, depending on the depth of damage Art.Nr. 501996)
4. Paint or dab out with a brush and basecoat in the direction of the scratch.
5. MULTONA 2-coat clear lacquer (Art.Nr. 501999) optionally recommended, to increase gloss and weather resistance.

Paintwork plastics:

1. Auto-K plastic adhesion promoter (absolutely necessary, check plastic for compatibility!)
2. Shake the touch-up stick well before use.
3. Paint or dab out with a brush and basecoat in the direction of the scratch.
4. MULTONA 2-coat clear lacquer (Art.Nr. 501999) optionally recommended, to increase gloss and weather resistance.

For all other MULTONA colour shades, it is not overpainting with clear varnish is not necessary. Nevertheless we recommend to increase gloss and weather resistance.

Can be painted over with itself at any time.

With clear lacquer at any time.

Finish

Immediately after use, reinsert the brush into the insert the paint stick and close it well.

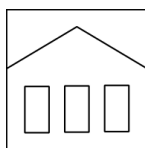
Additional Information

Important Information

Check plastic substrates for compatibility.

Do not use on synthetic resin lacquered surfaces as the lacquer may lift.

Shelf Life



10 years

The touch-up pencil should be stored upright, dry and protected between 15 - 25° C.

The safety instructions on the touch-up stick and all legal requirements of the storage location must be observed.

Disposal



Touch-up pens with hardened material are to be Dispose of as hazardous waste.

Note

Before use, the safety instructions must always be read carefully and observed.

The contents in this technical data sheet were created with great care and reflect our current state of knowledge. They provide the user with application-specific information and do not promise certain properties. The information is non-binding and we accept no liability for its integrity, accuracy and completeness. They do not relieve the user of their duty to check the suitability of our product for the intended purpose. The warnings printed on our labels must be respected. Our brands and patents are protected by copyright. All rights reserved We reserve the right to update, amend or supplement the content of the information without prior notice.